

*Our wooden lighthouses are handcrafted from a top quality signboard plywood and painted with an exterior grade paint. Our products are built to endure all types of weather conditons.*

*Visit page 30 for the many other lighting options we offer designed to enhance your lighthouse. All lighthouses come with a standard 25 watt bulb.*

*Our lighthouses offer a unique way to beautify your landscape by covering well casings, sewer pipes, or anything else in your yard!*



6' Hatteras with base and interior lighting



*Montauk, New York*



*Fire Island, New York*



*Assateague, Virginia*



*Cape Henry, Virginia*



*Oak Island, North Carolina*



*Bodie Island, North Carolina*



## Wood Lighthouses

*Lighthouses pictured 5 Ft tall*



*Tybee Island, Georgia*



*St. Augustine, Florida*



*White Shoal, Michigan*



*Cape Canaveral, Florida*



*Cape Lookout, North Carolina*



*Barnegat, New Jersey*



*Vermillion, Ohio*



*West Quoddy, Maine*



*Marblehead, Ohio*



*Cape Cod, Massachusetts*



*Cape May, New Jersey*



*Split Rock, Minnesota*

## Wood Lighthouses Standard

Standard lighthouses are non-replicated designs and are available in all colors shown on page 35.



*Ivory and Cherrywood*



*Aruba Blue and White*



*Patriot Blue and White*

12' (Not Shown)


8'

5'

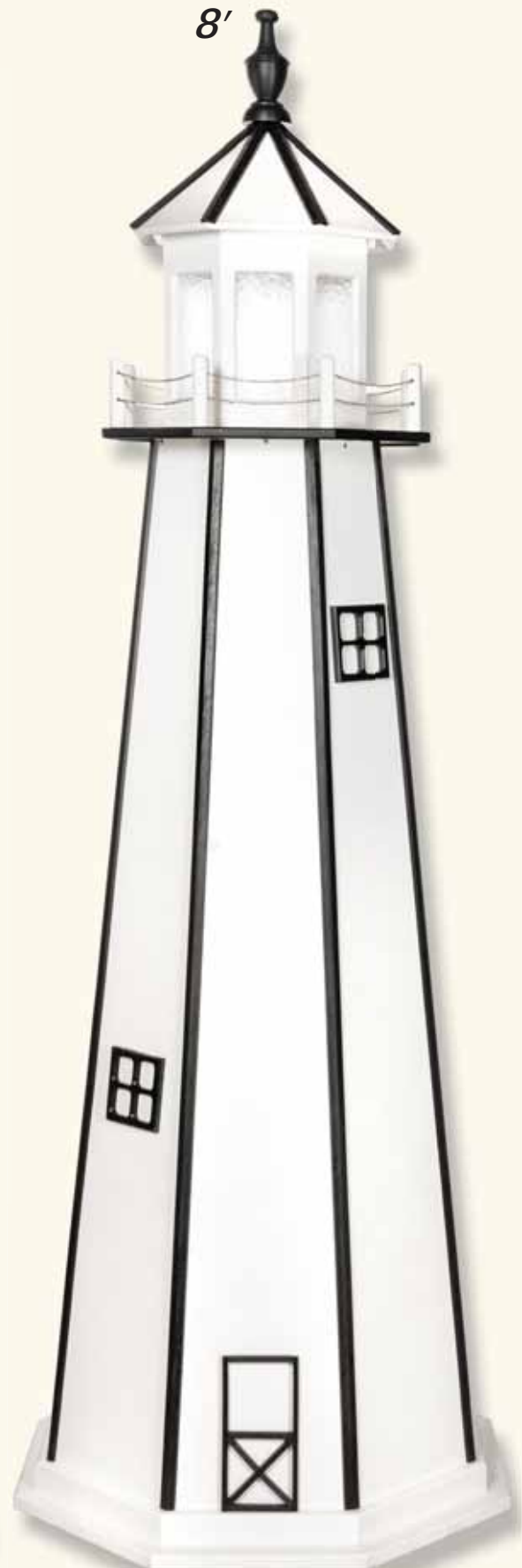
6'



Cherrywood and White



Weatherwood and Green



White and Black



Choose Your Favorite Lighthouse Model  
and Turn it into  
**Red, White and Blue!**



## Wood Lighthouses Custom Colors

Wooden lighthouses can be customized with sport team colors and be built in any size.  
Give us a call on our custom color options. (Please add 10% unto regular price)

*Lighthouses pictured 5 Ft tall*



*Ravens*



*Redskins*



*Jets*



*Yankees*



*Orioles*



*Mets*



*Add an exiting feature to your lighthouse with an added base.  
Bases are available on all lighthouses in our catalog*



**3'**  
*Fire Island*



**2'**  
*West Quoddy*



**4'**  
*Barnegat*



**5'**  
*Cape Hatteras*  
*White and*  
*Patriot Blue*  
*Interior Lighting*





**6'**  
*Cape Lookout*



**8'**  
*Patriotic*



**12'**  
*Cape Hatteras*



## Poly Lighthouses

Our Poly lighthouses are maintenance free and will not splinter, crack or fade and never need painting.

They are environmental friendly and made from a recycled material.

*Displayed:  
8' Barnegat  
with Base*





**Poly Lighthouses are available in all styles shown on pages 16-23 and any color combination of your choice.**

**Choose from a variety of colors and styles to create the Lighthouse of your dreams!**



*Cape Henry, Virginia*



*Oak Island, North Carolina*



*Tybee Island, Georgia*

## Poly Lighthouses

*Lighthouses pictured 5 Ft tall*



*Vermillion, Ohio*



*Cape May, New Jersey*



*Cape Cod, Massachusetts*



*Montauk, New York*



*Marblehead, Ohio*



*Split Rock, Minnesota*

All sizes of our Poly Lighthouses can be customized in any of our standard colors shown on page 43.

2'-5' lighthouses are also available in premium colors.

3'

*Barnegat, New Jersey  
Replica Colors*



4'

*Cape Henry, Virginia  
Aruba Blue & White*



5'

*Montauk, New York  
Dark Grey*



6'

*Cape Henry, Virginia  
Weatherwood & Cherry*





6'

6' Patriotic



5'

5' Cape Henry Patriotic



4'

4' Barnegat Patriotic



3'

3' Standard Patriotic





Base for 5' Lighthouse



5' Cape Henry  
Patriot Blue and White  
with Base



4' Barnegat  
Replica Colors  
with Base



3' Cape Henry  
Weatherwood and Black  
with Base



Premium Woodgrain Poly Lighthouses

Available Only in  
2'-6' Heights

5' Cape Henry  
Birch and  
Mahogany







*Mahogany and Black*



*Mahogany and Aruba Blue*



*Birch and Ivory*



*Birch and Brown*



*Driftwood and Cherrywood*



*Driftwood and Turf Green*

## Hybrid Lighthouses



POLY TOP

WOOD TOWER

POLY  
BASE

Our Hybrid lighthouses are made with a Poly top, wood center, and a Poly plate or base. Since the top and bottom are the first to feel the effects of the elements, the Hybrid lighthouse is built to stand the test of time.

Along with the Poly top and bottom, which are maintenance free, you also have the option of a striped and painted scheme. All wood and Poly styles shown on previous pages are available in all sizes for a hybrid.

5' Montauk Hybrid  
with base and interior electric lighting.  
Also available in solar.





*Patriotic Cape Hatteras Style*



*Cape Hatteras*



*Assateague*



*Cape Lookout*



*Ivory and Turf Green  
Cape Hatteras Style*



*Patriot Blue  
Cape Hatteras Style*



*Optional Bell  
and Lanyard*




*Optional Large Access  
Door for an Extra  
20 Square Feet of  
Storage Space!*



See inside back cover for  
more custom lighthouses.

✓17' HIGH  
✓72" DIAMETER AT BOTTOM  
✓AVAILABLE IN ALL HYBRID STYLES



## Lighthouse Dimensions

Lighthouse Dimensions					
Height	Outside Bottom Diameter	Inside Bottom Diameter	Inside Diameter At 2' High	Inside Top Diameter	Inside Height
2'	12.5'	8.5"	NA	4.75"	12"
3'	15.5'	10.5"	NA	5.875"	19"
4'	20.5'	15.375"	8.5"	7.5"	29"
5'	22'	16.75"	11.25"	7.625"	39"
6'	25'	20"	15.5"	10.75"	48"
8'	34'	28"	23"	13.5"	79"
12'	49'	40"	36"	18.5"	109"

## Lighthouse Base Dimensions

Size	Total Height w/ Attached Base	Base Outside Diameter	Base Height
2'	2' 3"	13"	4.5"
3'	3' 4"	18"	6"
4'	4' 5"	22"	8"
5'	5' 7"	24"	10"
6'	6' 10"	27"	12"
8'	9' 6"	36"	18"
12'	14'	51"	24"









6' w/ gray trim

*Shown 4ft, 5ft, and 6ft*

4' w/ cherrywood trim

5' w/ black trim

*Our Stone Lighthouses are available in a  
wide range of stone and  
mortar colors selected to compliment  
your  
environment.*



*All Stone Lighthouses are  
Supplied with Interior  
Lighting in Tower!*



## Lighting Options

*All of our lighthouses come standard with a 25 watt bulb, standard socket & 8' cord.*

*For optional interior lighting in tower and base, in electric or solar, **add 25%** onto regular prices.*



***Dusk To Dawn Sensor***  
Automatically turns light on at dusk and off in the morning



***Revolving Light***  
Fits 3 ft to 12 ft lighthouses  
120v, 4w bulb (36 rpm)



***Extra Large Revolving Light***  
Fits 8 ft and 12 ft lighthouses  
120v, 35w halogen bulb (13 rpm)



***SOLAR POWERED LIGHTING KIT***  
✓ LED Light with Separate ON/OFF Switch  
✓ Sturdy, Adjustable Ground Spike

